

Source: Idescat

A SMALL EUROPEAN COUNTRY

population (2014)
7,433,894

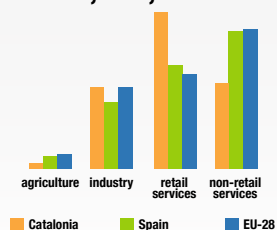
WOMEN: 50.9% MEN: 49.1%

Surface area
32,000 km²population density
(inh. per sq. km)Catalonia (2013)
232 inhabitants per sq. Km

> 200 and < 250
> 250



A HIGHLY DEVELOPED ECONOMY

working population
3,030,900

Working population by industry (2014)

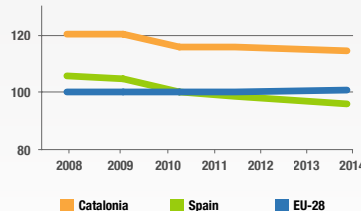
UNEMPLOYMENT

CAT: 20.3%
ESP: 24.4%
EUR: 10.2%

(2014)

GDP (2014)

€ 209.282 bn

GDP per capita graphic
EU-28=100OPENNESS
index

(exports + imports / % of GDP)

1980: 34.8%
2011: 60.7%
2014: 63.5%

A MAJOR POWER IN TOURISM, SOCIALLY AWARE, AND INTERESTED IN KNOWLEDGE

TOURISM

70,522,000

Overnight
stays

(2013)

HEALTH CARE

4.8

Beds per
1,000 people

(2013)

EDUCATION

1,548,000
students241,000
university students

(2012-2013 ACADEMIC YEAR)


% OF HOMES
WITH INTERNET
ACCESS

CAT: 78%
ESP: 70%
EUR: 79%

(2014)

A GOVERNMENT THAT PRIORITIZES
SOCIAL EXPENDITURE

Social expenditure: 70.4% * (67.8% in 2010)



* Including RMI (minimum insertion income) and housing support for families

TOTAL
DEPARTMENTAL
EXPENDITURE
(2015)

€ 21.078 bn