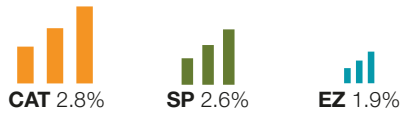


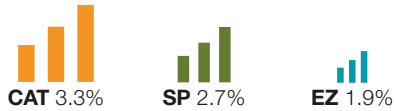
# Catalonia in positive

## GDP

→ Growth  
2014-2019



→ Growth  
4Q 2022



## Labour market

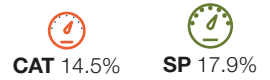
→ Social Security affiliations  
(December)

**+2.7%**

→ Unemployment rate  
(4Q 2022)



→ Temporary employment rate  
(4Q 2022)



## Industry

→ Industrial GVA  
(2021)



→ Employment in high-tech manufacturing  
(2021)

**1.4%**

## International openness

→ Catalan exports as a percentage of total Spanish exports  
(2021)

**25%**  
(double that of Madrid)

→ Regular exporting companies  
(2021)

**29.9%**  
of Spain as a whole

**7,551**  
companies

## Foreign investment

→ Jobs created  
(2017-2021)

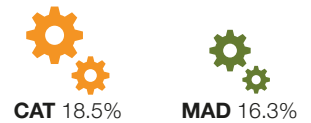


→ Volume of productive investment  
(2017-2021)



## Business fabric

→ Companies as % of Spain's total  
(as at 1/02/2022)



→ Net creation of commercial companies  
(Jan.-Nov. 2022)



## Research

→ 3 Catalan universities among the 200 best in the world  
(2022)



→ 1st Spanish destination of foreign investment in R&D  
2021

**48.4%**  
of the Spanish total

## European funds

→ Horizon 2020 projects  
2014-2020

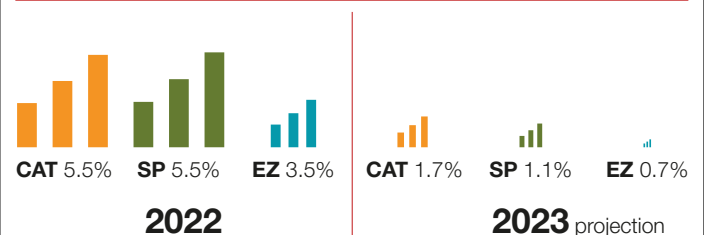
**27.3%** of total funds  
**28%** of total projects for Spain



## Inflation



## Growth 2022 and projections 2023



The time period to which the given figure refers is specified in brackets. The rates of change are year-on-year unless otherwise stated.  
CAT = Catalonia, SP = Spain, EZ = Eurozone, MAD = Madrid.